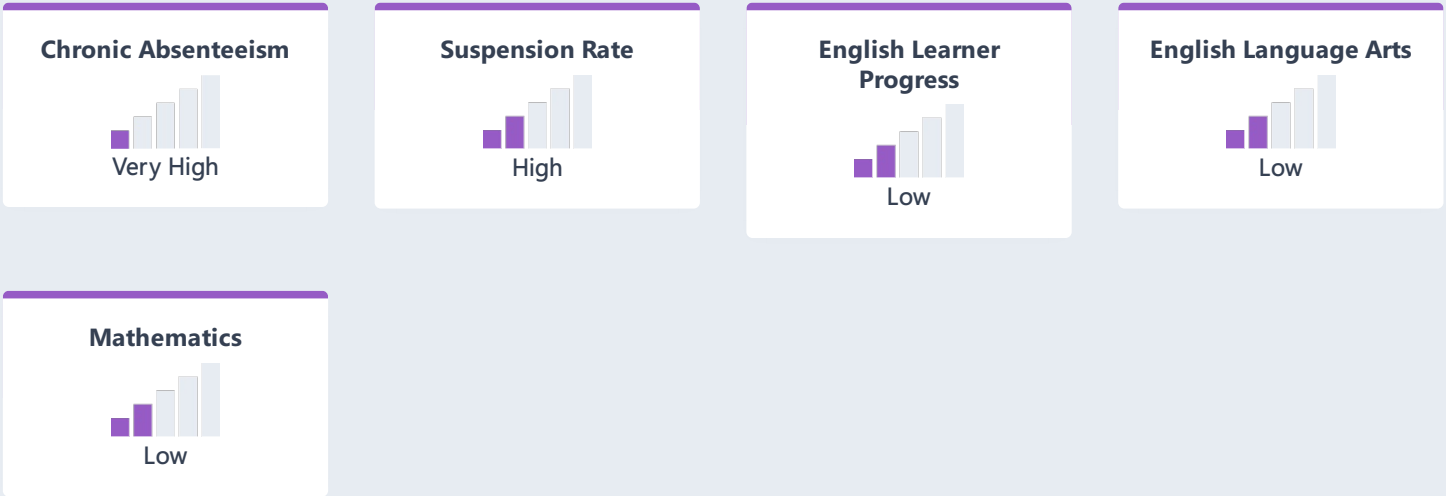


Norma Coombs Elementary

Explore the performance of Norma Coombs Elementary under California's Accountability System.

Due to the COVID-19 pandemic, state law allows the 2022 Dashboard to only display the most current year of data (also known as Status). For this year only, performance levels will be reported using one of five Status levels (ranging from Very High, High, Medium, Low, and Very Low) for state measures. Please note that the Status levels associated with the Chronic Absenteeism and Suspension Rate Indicators are reversed (ranging from Very Low, Low, Medium, High, and Very High). Information regarding this year's Dashboard data is available within the [Dashboard Communications Toolkit](#).



School Details

NAME Norma Coombs Elementary	ADDRESS 2600 Paloma Street Pasadena, CA 91107-2642	WEBSITE http://normacoombs.pu...	GRADES SERVED K-5
CHARTER No	DASHBOARD ALTERNATIVE SCHOOLS STATUS No		

Explore information about this school's student population.

Enrollment

303

Socioeconomically Disadvantaged

76.6%

English Learners

18.8%

Foster Youth

0.7%

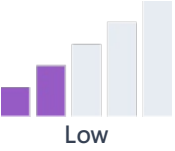
NORMA COOMBS ELEMENTARY

Academic Performance

View Student Assessment Results and other aspects of school performance.

LEARN MORE

English Language Arts



Low

15 points below standard


EQUITY REPORT

Number of Student Groups in Each Level

0 Very Low	3 Low	0 Medium
0 High	0 Very High	

LEARN MORE

Mathematics



Low

34.1 points below standard


EQUITY REPORT

Number of Student Groups in Each Level

0 Very Low	3 Low	0 Medium
0 High	0 Very High	

LEARN MORE

English Learner Progress



Low

39.5% making progress towards English language proficiency

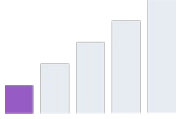
NORMA COOMBS ELEMENTARY

Academic Engagement

See information that shows how well schools are engaging students in their learning.

LEARN MORE

Chronic Absenteeism



Very High

**52.4% chronically
absent**

EQUITY REPORT

Number of Student Groups in Each Level

6 Very High	0 High	0 Medium
0 Low	0 Very Low	

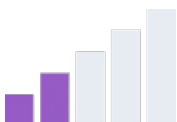
NORMA COOMBS ELEMENTARY

Conditions & Climate

View data related to how well schools are providing a healthy, safe and welcoming environment.

LEARN MORE

Suspension Rate



High

**3.4% suspended at
least one day**

EQUITY REPORT

Number of Student Groups in Each Level

1 Very High	2 High	2 Medium
0 Low	1 Very Low	